

# 40 Village Pointe Ln, Asheville, NC

Main Building: Above Grade Finished Area 3000.14 sq ft



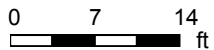
**Main Floor**  
Finished Area 1994.01 sq ft



**2nd Floor**  
Finished Area 1006.13 sq ft



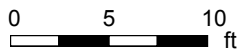
**Lower Level (Below Grade)**  
Finished Area 1661.69 sq ft



PREPARED: 2023/08/22

# 40 Village Pointe Ln, Asheville, NC

Main Floor Finished Area 1994.01 sq ft  
Unfinished Area 455.75 sq ft

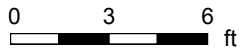


PREPARED: 2023/08/22



# 40 Village Pointe Ln, Asheville, NC

2nd Floor Finished Area 1006.13 sq ft  
Unfinished Area 89.70 sq ft

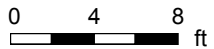


PREPARED: 2023/08/22



# 40 Village Pointe Ln, Asheville, NC

Lower Level (Below Grade) Finished Area 1661.69 sq ft  
Unfinished Area 136.50 sq ft



PREPARED: 2023/08/22



# 40 Village Pointe Ln, Asheville, NC

## Property Details

### Room Measurements

Only major rooms are listed. Some listed rooms may be excluded from total interior floor area (e.g. garage). Room dimensions are largest length and width; parts of room may be smaller. Room area is not always equal to product of length and width.

#### Main Building

##### MAIN FLOOR

Bath: 12'10" x 11' | 128 sq ft  
Bath: 6'4" x 4'10" | 30 sq ft  
Breakfast: 15'11" x 11'1" | 164 sq ft  
Den: 13' x 11'11" | 155 sq ft  
Dining: 11'11" x 15'6" | 184 sq ft  
Foyer: 7'5" x 10'1" | 75 sq ft  
Garage: 19'8" x 22'2" | 430 sq ft  
Kitchen: 15'11" x 12'10" | 191 sq ft  
Laundry: 6'5" x 6'7" | 42 sq ft  
Living: 15'11" x 18'6" | 294 sq ft  
Primary: 12'11" x 16'8" | 213 sq ft

##### 2ND FLOOR

Bath: 10'6" x 5'10" | 62 sq ft  
Bedroom: 15'6" x 11'3" | 150 sq ft  
Bedroom: 13'1" x 10'6" | 138 sq ft  
Bedroom: 11'10" x 15'7" | 181 sq ft  
Bonus: 12'6" x 11'7" | 134 sq ft  
Storage: 6'2" x 17'6" | 27 sq ft

##### LOWER LEVEL

Bar: 7'6" x 10'5" | 79 sq ft  
Bath: 7'9" x 10' | 66 sq ft  
Bedroom: 12'7" x 16'1" | 195 sq ft  
Den: 11'7" x 14'6" | 165 sq ft  
Family: 23'9" x 19'10" | 343 sq ft

### Floor Area Information

Floor areas include footprint area of interior walls. All displayed floor areas are rounded to two decimal places. Total area is computed before rounding and may not equal to sum of displayed floor areas.

#### Main Building

##### MAIN FLOOR

Finished Area: 1994.01 sq ft  
Unfinished Area: 455.75 sq ft

##### 2ND FLOOR

Finished Area: 1006.13 sq ft  
Unfinished Area: 89.70 sq ft

##### LOWER LEVEL (Below Grade)

Finished Area: 1661.69 sq ft  
Unfinished Area: 136.50 sq ft

#### ANSI Z765-2021, Main Building

Above Grade Finished Area: 3000.14 sq ft  
Above Grade Unfinished Area: 545.45 sq ft  
Below Grade Finished Area: 1661.69 sq ft  
Below Grade Unfinished Area: 136.50 sq ft

# 40 Village Pointe Ln, Asheville, NC

---

## Property Details

### Room Measurements

Rec Room: 20'7" x 29'5" | 588 sq ft

Utility: 14'8" x 8'5" | 120 sq ft

### Floor Area Information

# 40 Village Pointe Ln, Asheville, NC

## iGUIDE Method of Measurement

### Definitions

**Interior Area** is a per floor calculation, made by measuring to the inside surface of the exterior walls. The footprint of all interior walls and staircases is typically included.

**Excluded Area** is a sum of the area of all rooms (measured to the inside surface of room walls) that are excluded from the Interior Area for a floor and the footprint of corresponding walls. Prescribed area exclusions can vary from region to region. Examples of exclusions are spaces open to below, garages, cold cellars, crawl and reduced height spaces.

**Exterior Wall Footprint** is the sum of the estimated area of the perimeter wall segments bounding both Interior and Excluded Areas.

**Exterior Area** is a per floor calculation, made by measuring to the outside surface of the exterior walls and is represented by the sum of the Interior Area and the Exterior Wall Footprint.

**Grade** is the ground level at the perimeter of the exterior finished surface of a house. A floor is considered to be above grade if its floor level is everywhere above grade.

**Total Interior Area** is the sum of all Interior Areas.

**Total Excluded Area** is the sum of all Excluded Areas.

**Total Exterior Area** is the sum of all Exterior Areas.

**Finished Area** is a per floor calculation made by adding all enclosed areas in a house that are suitable for year-round use based upon their location, embodying walls, floors, and ceilings and which are similar to the rest of the house. Footprint of walls is attributed to finished area only when the walls are bounding finished areas.

**Unfinished Area** is a per floor calculation made by adding all enclosed areas that do not meet the criteria for Finished Area. Exceptions are outdoor and non-walkable areas, for example porches or areas open to below. Footprint of walls is attributed to unfinished area only when the walls are exclusively bounding unfinished areas.

### Notes

For exterior walls that are adjacent to the outside of the property, where typically only the interior side has measurement data, an estimation of the exterior wall thickness (as directly measured at the property) is used to calculate its footprint. Considerations are not made for varying wall thickness along the perimeter.

### Disclaimer

All dimensions and floor areas must be considered approximate and are subject to independent verification.

### PDF Floor Plans

**A. RECA RMS 2017:** Color is used to indicate all included areas. Excluded and not reported areas are shown in white. Walls are always shown in black.

**B. ANSI Z765 2021:** Color is used to indicate all finished areas. Unfinished and not reported areas are shown in white. Walls are always shown in black.

### More Information About the Standards

**A. RECA RMS 2017:** <https://www.reca.ca/licensees-learners/tools-resources/residential-measurement-standard>

**B. ANSI Z765 2021:** <https://www.homeinnovation.com/z765>