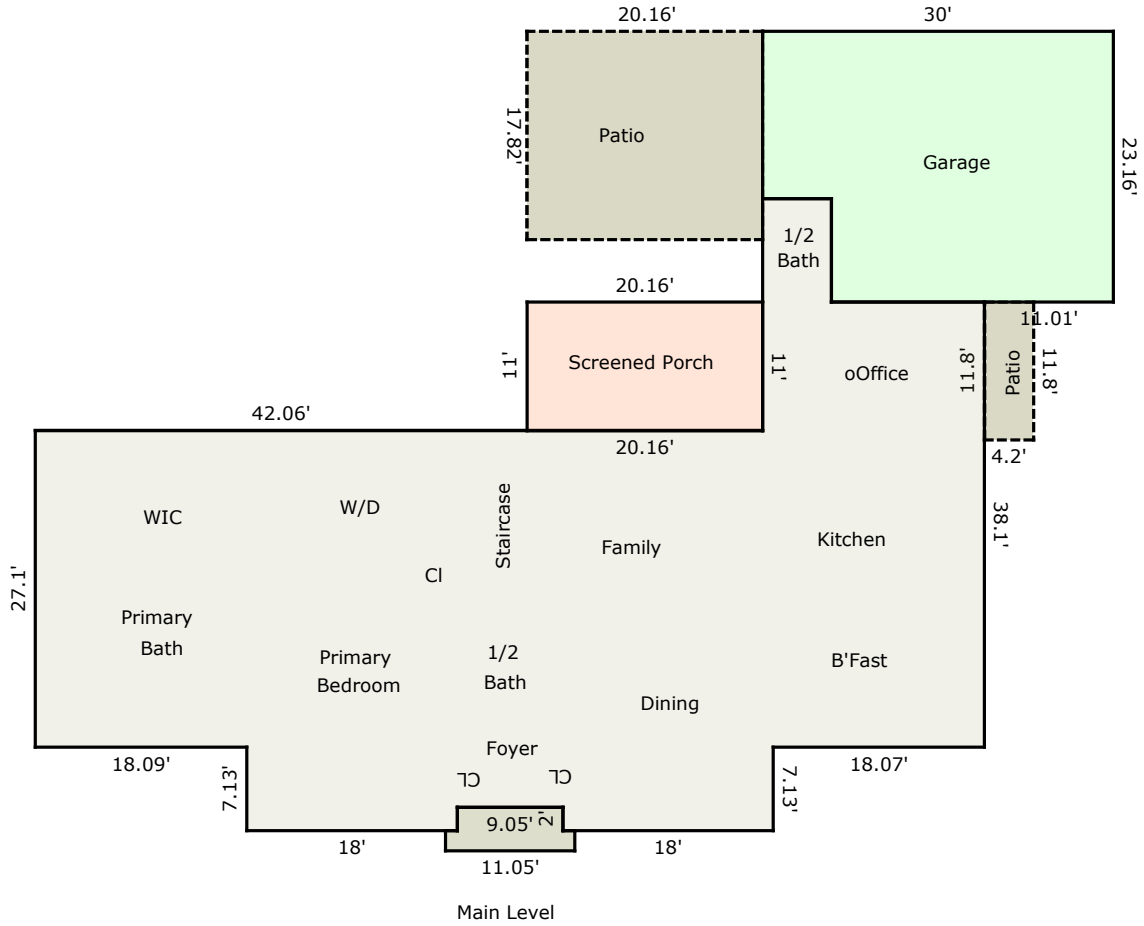


Building Sketch

Borrower/Client				
Property Address 216 Anderson Street				
City	Pageland	County	State SC	Zip Code 29728
Lender				



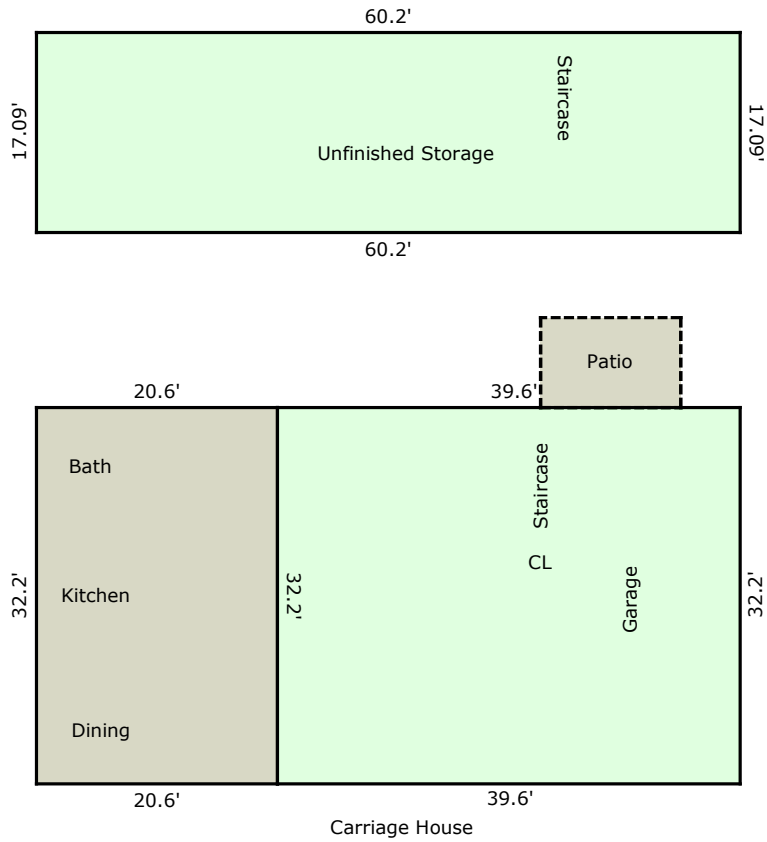
TOTAL Sketch by a la mode

Area Calculations Summary

Living Area	Calculation Details	
Main Living Area	2764.8 Sq ft	5.89 × 8.83 = 52.01 18.99 × 11 = 208.89 81.21 × 27.1 = 2200.79 45.05 × 5.13 = 231.11 18 × 2 = 36 18 × 2 = 36
Total Living Area (Rounded):	2765 Sq ft	
Non-living Area		
Patio	359.25 Sq ft	17.82 × 20.16 = 359.25
Porch	37.11 Sq ft	11.05 × 1.72 = 19.01 9.05 × 2 = 18.1
Patio	49.56 Sq ft	4.2 × 11.8 = 49.56
Garage	642.79 Sq ft	23.16 × 24.11 = 558.39 5.89 × 14.33 = 84.4
Screened Porch	221.76 Sq ft	20.16 × 11 = 221.76

Building Sketch

Borrower/Client				
Property Address 216 Anderson Street				
City	Pageland	County	State SC	Zip Code 29728
Lender				



TOTAL Sketch by a la mode

Area Calculations Summary

Living Area	Calculation Details	
Additional Living Space	663.32 Sq ft	$32.2 \times 20.6 = 663.32$
Total Living Area (Rounded):	663 Sq ft	
Non-living Area		
Detached Garage	1275.12 Sq ft	$32.2 \times 39.6 = 1275.12$
Patio	92.4 Sq ft	$12 \times 7.7 = 92.4$
Storage	1028.82 Sq ft	$60.2 \times 17.09 = 1028.82$

Building Sketch

Borrower/Client

Property Address 216 Anderson Street

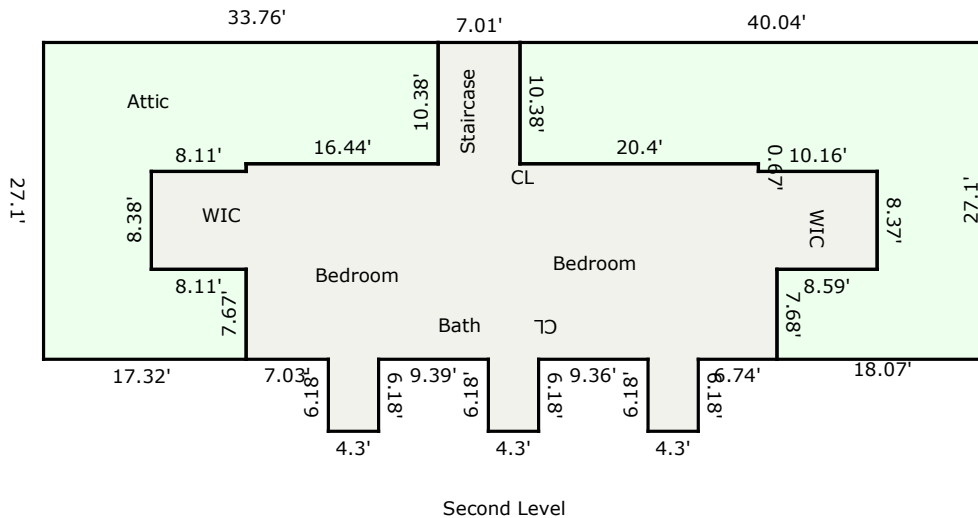
City Pageland

County

State SC

Zip Code 29728

Lender



TOTAL Sketch by a la mode

Area Calculations Summary

Living Area	Area	Calculation Details
Second Level	1050.72 Sq ft	$4.3 \times 6.18 = 26.57$ $4.3 \times 6.18 = 26.57$ $4.3 \times 6.18 = 26.57$ $8.38 \times 8.11 = 67.96$ $7.01 \times 10.38 = 72.76$ $8.37 \times 8.59 = 71.9$ $16.72 \times 43.85 = 733.17$ $16.05 \times 1.57 = 25.2$
Total Living Area (Rounded):	1051 Sq ft	
Non-living Area	Area	Calculation Details
Attic	572.06 Sq ft	$10.38 \times 16.44 = 170.65$ $11.05 \times 8.11 = 89.62$ $7.67 \times 8.11 = 62.2$ $27.1 \times 9.21 = 249.59$
Attic	646.9 Sq ft	$10.38 \times 20.4 = 211.75$ $11.05 \times 10.16 = 112.27$ $7.68 \times 8.59 = 65.97$ $27.1 \times 9.48 = 256.91$