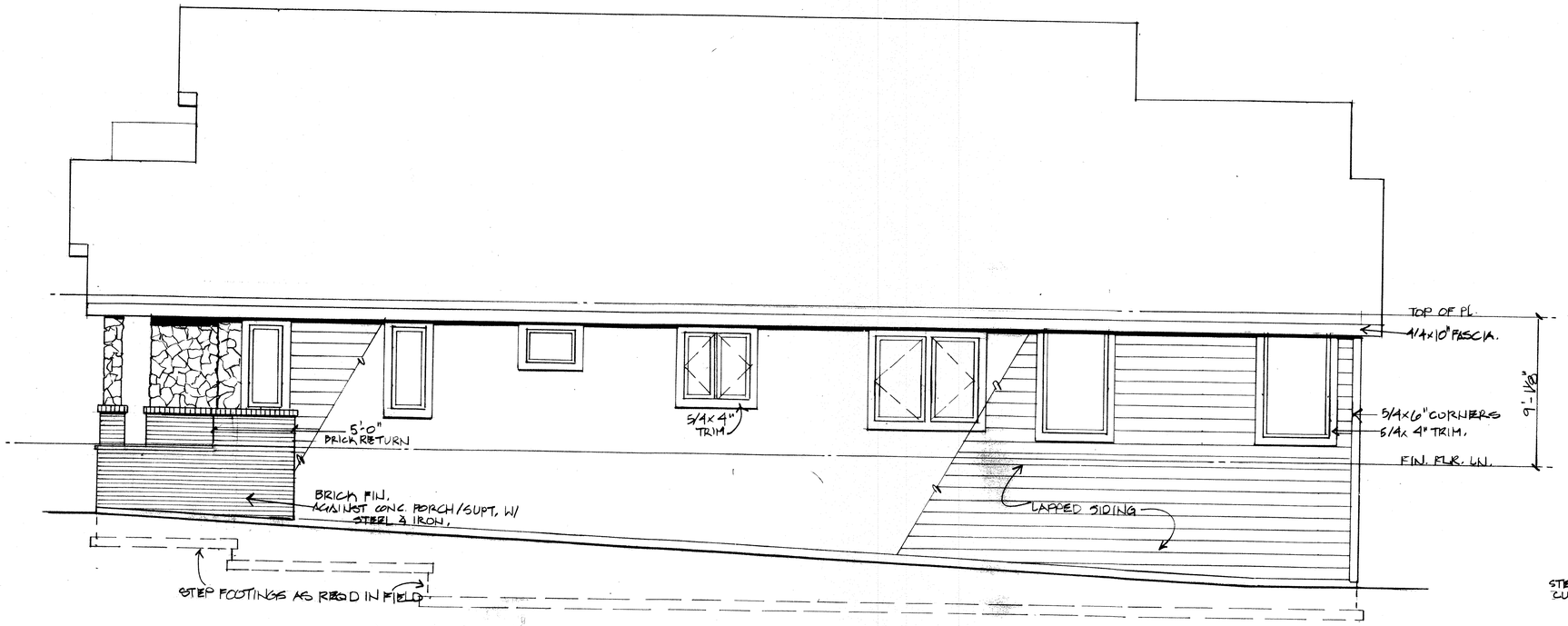

RIGHT SIDE ELEVATION 1/4

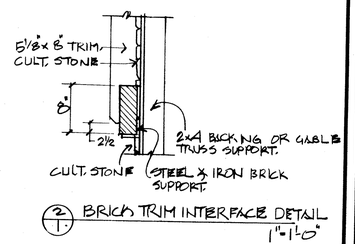

2 BRICK TRIM INTERFACE DETAIL 1"=1'-0"

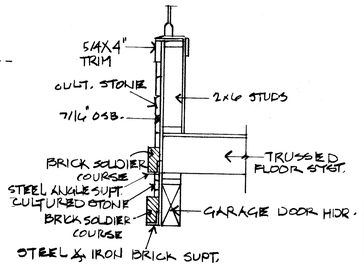

1 BRICK + CULT. STONE DETAIL 1/2"=1'-0"

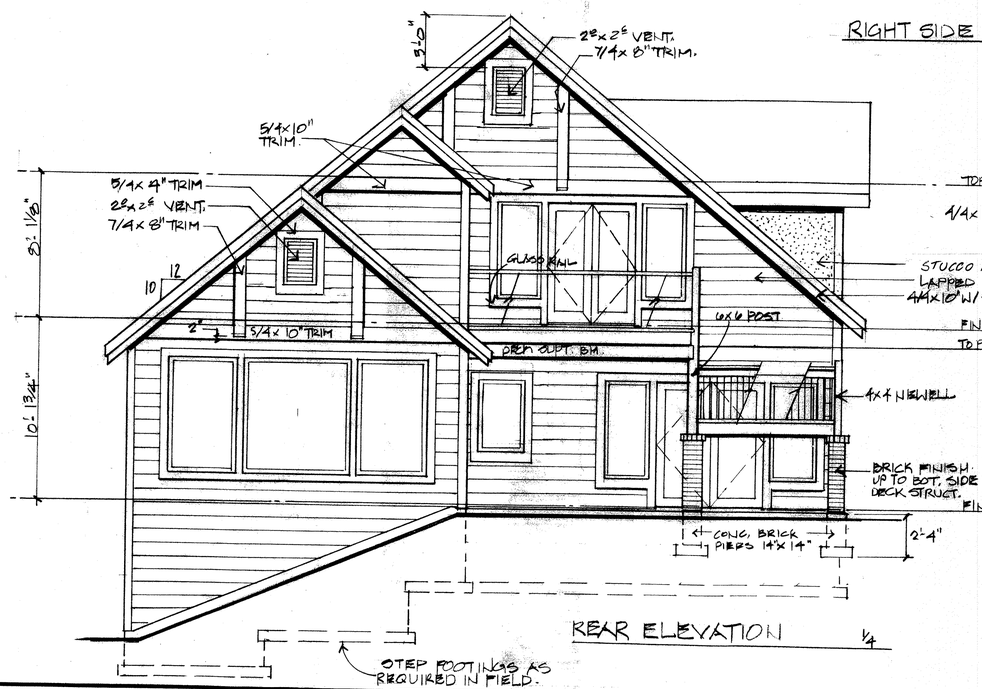

REAR ELEVATION 1/4

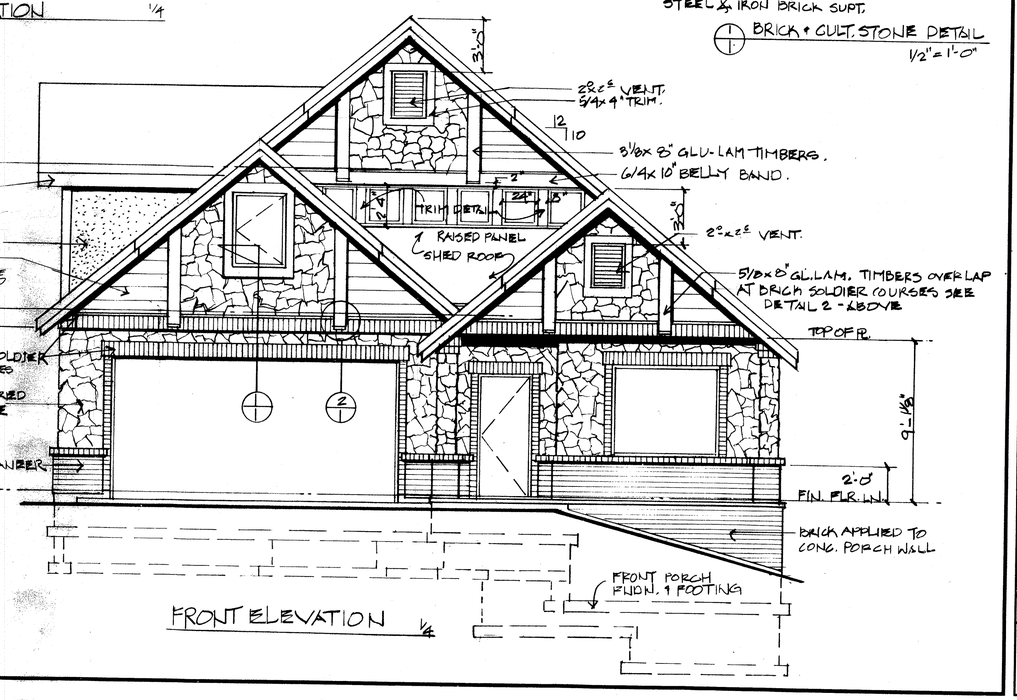

FRONT ELEVATION 1/4

REVISIONS	BY

BUILDING DESIGN BY: CURT SCHIMANSKI
ADVANCED BUILDING DESIGN: 509-922-3698
408 N. MULLAN RD.
SPOKANE WA.

LEXINGTON HOMES INC.
11917 E. BROADWAY
SPOKANE VALLEY WA.
509-924-1519

A NEW RESIDENCE FOR: MARY ANNE AAFEDT

Date	1/2/18
Scale	1/4" + 1/2" = 1'
Drawn	CAS
Job	
Sheet	1
Of	4 Sheets

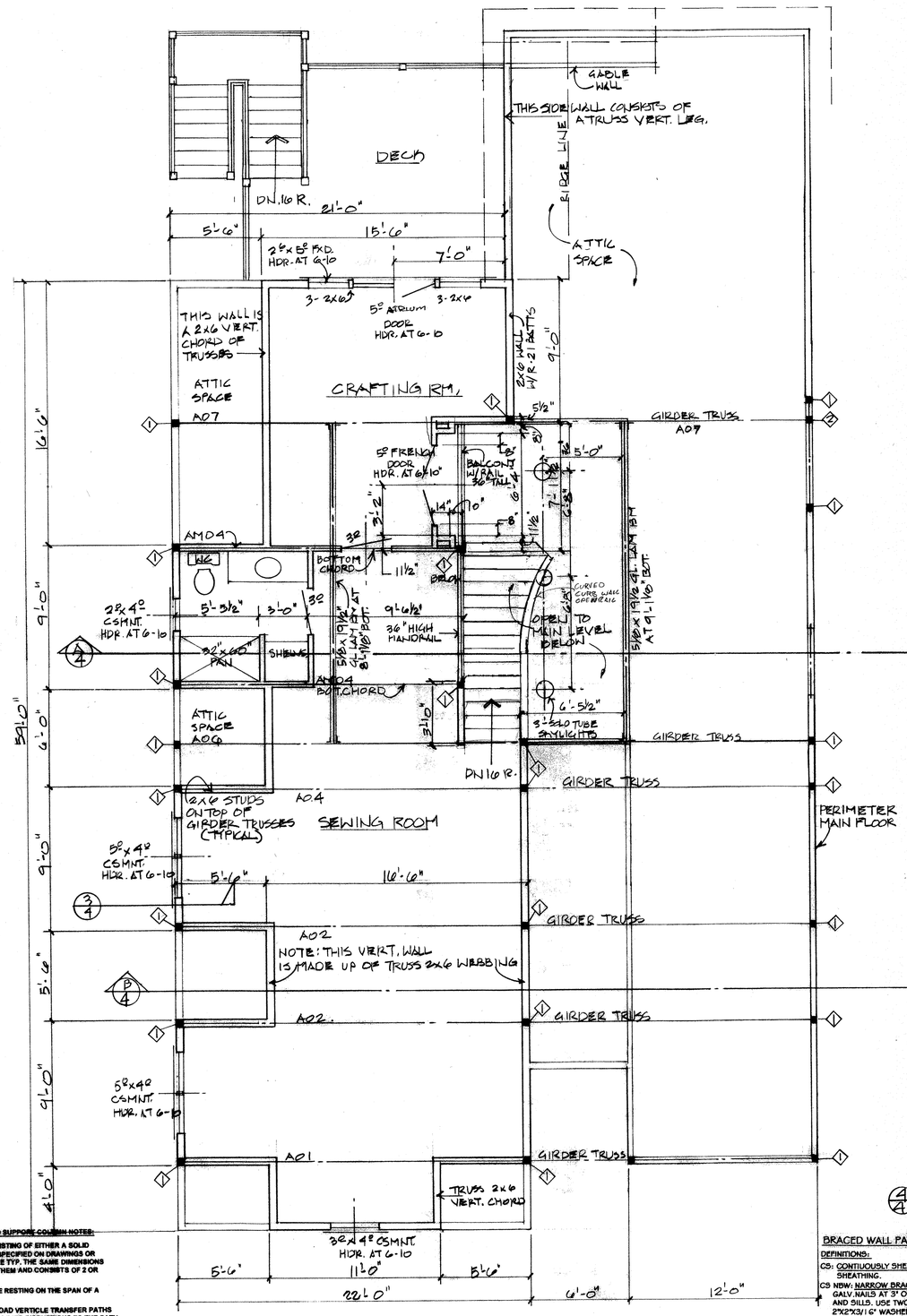

BONUS ROOM PLAN 1015.55 SQ.FT.

1/4

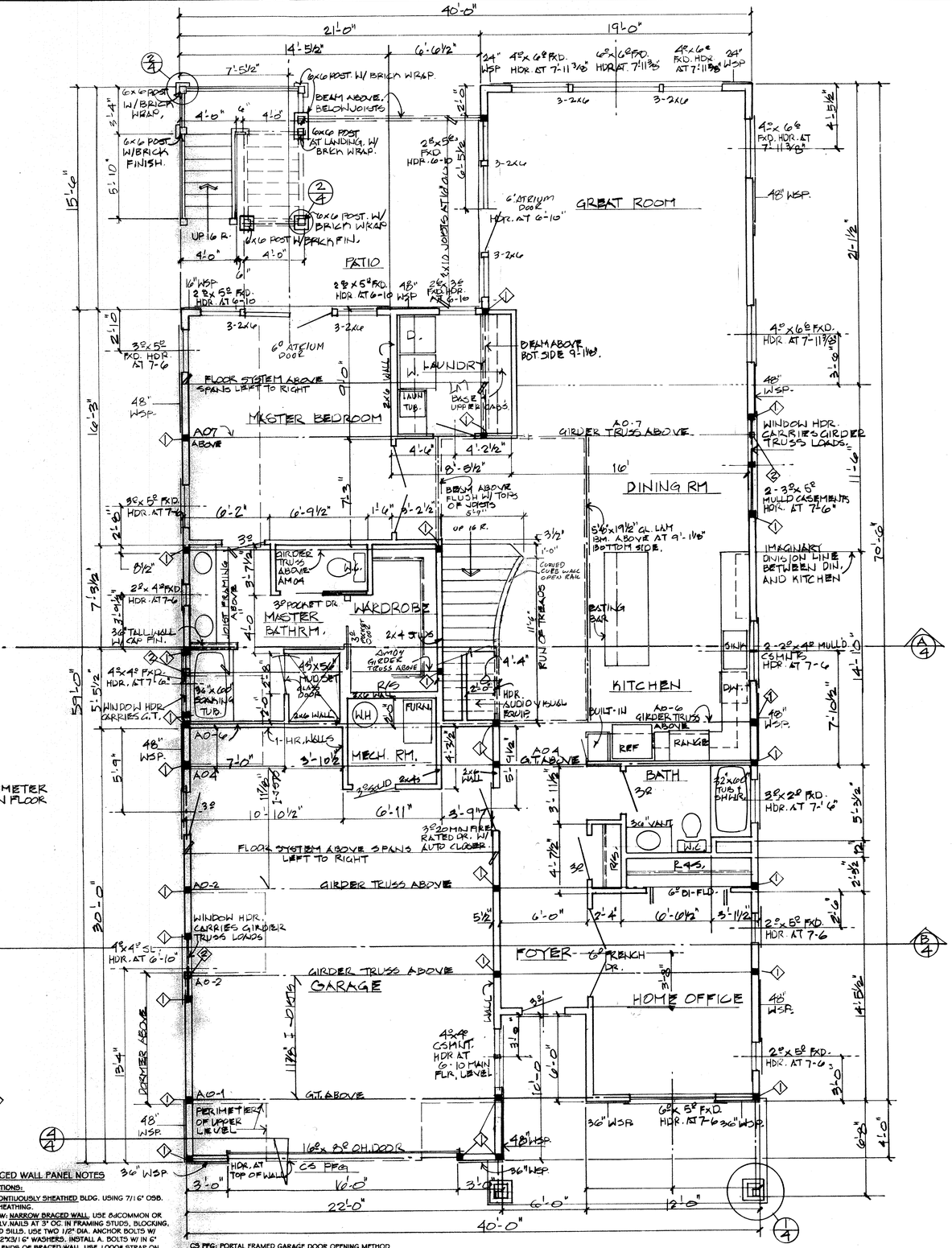

MAIN FLOOR PLAN 1899.50 SQ. FT.

STRUCTURAL POINT LOADING AND SUPPORT COLUMN NOTES:

1. INDICATES A POINT LOAD CONSISTING OF EITHER A SOLID STRUCTURAL COMPONENT AS SPECIFIED ON DRAWINGS OR BUILT UP 2X MEMBERS THAT ARE TYP. THE SAME DIMENSIONS AS THE WALL THAT ENCLOSES THEM AND CONSISTS OF 2 OR MORE OF THE WALL MEMBERS.
2. INDICATES A POINT LOAD ABOVE RESTING ON THE SPAN OF A HEADER OR BEAM. PROVIDE SOLID BLOCKING AT LOAD VERTICLE TRANSFER PATHS THROUGH FLOOR SYSTEMS OR OTHER DISRUPTIONS TO THE PATH.
3. DECK SUPPORT COLUMN: 4X4 DF. #1 TREATED COLUMN. ATTACH TO STRUCT. MEMBER ABOVE WITH SIMPSON BC4 AND TO FOUNDATIONAL ANCHORAGE WITH A SIMPSON ABU44 OR SIMILAR.
4. DECK SUPPORT COLUMN: 6X6 DF. #1 TREATED COLUMN. ATTACH TO STRUCT. MEMBER ABOVE WITH SIMPSON BC6 AND TO FOUNDATIONAL ANCHORAGE WITH A SIMPSON ABU66 OR SIM.
5. DECK SUPPORT COLUMN: 8X8 DF. #1 TREATED COLUMN. ATTACH TO STRUCTURAL MEMBER ABOVE WITH BC8 AND TO FOUNDATION ANCHORAGE WITH A SIMPSON ABU88 OR SIMILAR.

BRACED WALL PANEL NOTES

DEFINITIONS:

CS: CONTIUOUSLY SHEATHED BLDG. USING 7/16" OSB. SHEATHING.

CS NBW: NARROW BRACED WALL. USE 8dCOMMON OR GALV. NAILS AT 3" OC. IN FRAMING STUDS, BLOCKING, AND SILLS. USE TWO 1/2" DIA. ANCHOR BOLTS W/ 2"X2"X3/16" WASHERS. INSTALL A. BOLTS W/ IN 6" OF ENDS OF BRACED WALL. USE 1 000# STRAP ON INSIDE FACE OF ON BOTH SIDES OF OPENING AT HEADER TO JACK STUD CONNECTIONS.

CS PF: PORTAL FRAMED METHOD. USE 8d COMMON OR GALV. NAILS AT 3" OC. AT FRAMING STUDS, BLOCKING AND SILLS. USE TWO 1/2"X10"ANCHOR BOLTS W/ 2" X2"X3/16" WASHERS. INSTALL A. BOLTS W/ IN 6" OF ENDS OF BRACED WALL. USE 1 000# HEADER TO JACK STRAPPING ON INSIDE FACE OF WALL ON BOTH SIDES OF OPENING AT HEADER TO JACK STUD CONNECTIONS.

CS PFG: PORTAL FRAMED GARAGE DOOR OPENING METHOD. USE 8d OR COMMON NAILS AT 3" OC. AT FRAMING STUDS, BLOCKING AND SILLS. USE TWO 1/2"X10" A. BOLTS W/ 2"X2"X3/16" WASHERS. INSTALL A. BOLTS W/ IN 6" OF ENDS OF BRACED WALL. USE 1 000# HEADER TO JACK STUD STRAP ON INSIDE FACE OF BOTH SIDES OF OPNG.

CS WSP: WOOD BRACED WALL PANEL. USE 8d COMMON OR GALV. NAILS AT 6"OC. ON PANEL EDGES AND 12"OC. IN PANEL FIELDS. USE ONE A. BOLT AT 6" FROM ENDS OF BRACED WALL PANEL.

GB PW: GYP. BOARD BRACED WALL PANEL: USE SCREWS OR GYP. BD. NAILS AT 7"OC. IN FIELDS, SILLS AND TOP PLATES. APPLY NAILS TO BOTH SIDES OF INTERIOR BRACED WALLS.

REVISIONS	BY

BUILDING DESIGN BY: CURT SCHIMANSKI
ADVANCED BUILDING DESIGN: 509-922-3698
408 N. MULLAN RD.
SPOKANE WA.

LEXINGTON HOMES INC
11917 E. BROADWAY
SPOKANE VALLEY WA.
509-924-1519

A NEW RESIDENCE FOR: MARY ANNE AAFEDT

Date 1/2/18
Scale 1/4
Drawn CAS
Job
Sheet 2 of 4 Sheets

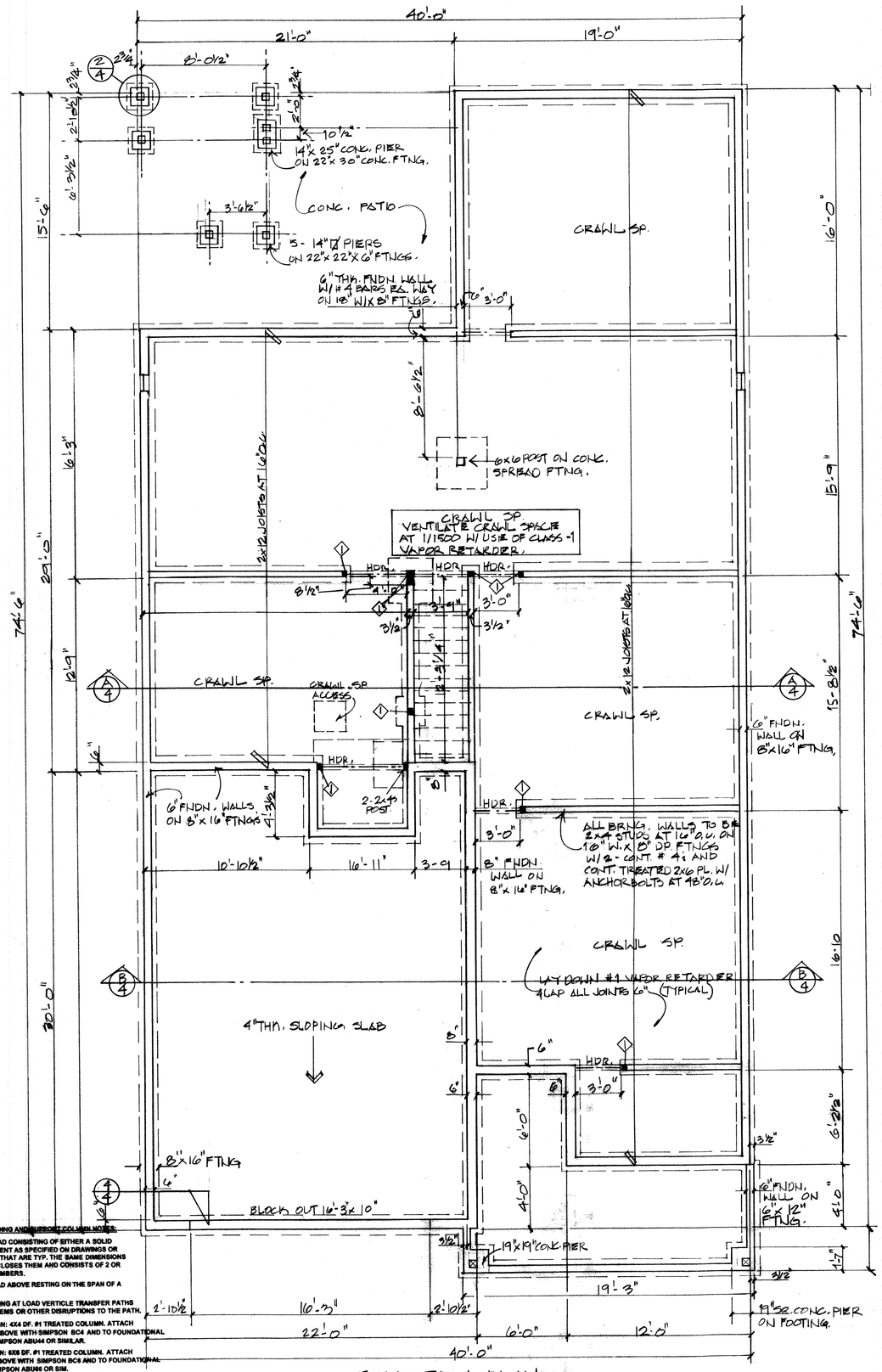

FOUNDATION PLAN

1/4"

STRUCTURAL POINT LOADING AND SUPPORT COLUMN NOTES:

1. INDICATES A POINT LOAD CONSISTING OF EITHER A SOLID STRUCTURAL COMPONENT AS SPECIFIED ON DRAWINGS OR BUILT UP 2X MEMBERS THAT ARE TYP. THE SAME DIMENSIONS AS THE WALL THAT ENCLOSES THEM AND CONSISTS OF 2 OR MORE OF THE WALL MEMBERS.
2. INDICATES A POINT LOAD ABOVE RESTING ON THE SPAN OF A HEADER OR BEAM. PROVIDE SOLID BLOCKING AT LOAD VERTICLE TRANSFER PATHS THROUGH FLOOR SYSTEMS OR OTHER DISRUPTIONS TO THE PATH.
3. DECK SUPPORT COLUMN: 4X4 DF. #1 TREATED COLUMN. ATTACH TO STRUCT. MEMBER ABOVE WITH SIMPSON BC4 AND TO FOUNDATIONAL ANCHORAGE WITH A SIMPSON ABU44 OR SIMILAR.
4. DECK SUPPORT COLUMN: 6X6 DF. #1 TREATED COLUMN. ATTACH TO STRUCT. MEMBER ABOVE WITH SIMPSON BC6 AND TO FOUNDATIONAL ANCHORAGE WITH A SIMPSON ABU66 OR SIM.
5. DECK SUPPORT COLUMN: 8X8 DF. #1 TREATED COLUMN. ATTACH TO STRUCTURAL MEMBER ABOVE WITH BC8 AND TO FOUNDATION ANCHORAGE WITH A SIMPSON ABU88 OR SIMILAR.

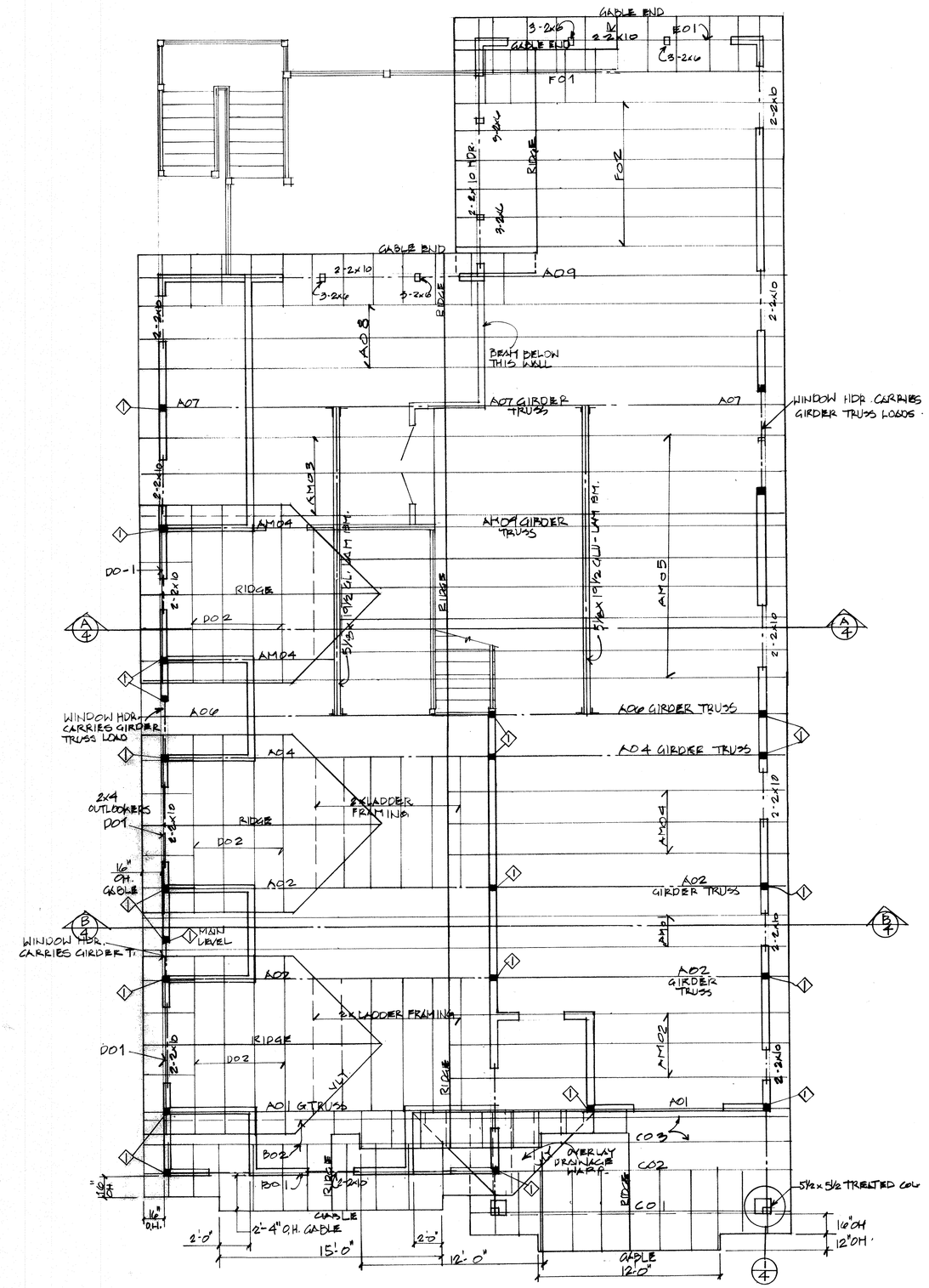

ROOF FRAMING PLAN

1/4

REVISIONS	BY

BUILDING DESIGN BY: CURT SCHIMANSKI
ADVANCED BUILDING DESIGN: 509-922-3698
408 N. MULLAN RD.
SPOKANE WA.

LEXINGTON HOMES INC
11917 E. BROADWAY
SPOKANE VALLEY WA.
509-924-1519

A NEW RESIDENCE FOR: MARY ANNE AAFEDT

Date	1/2/18
Scale	1/4
Drawn	CMS
Job	
Sheet	3
Of	4 Sheets

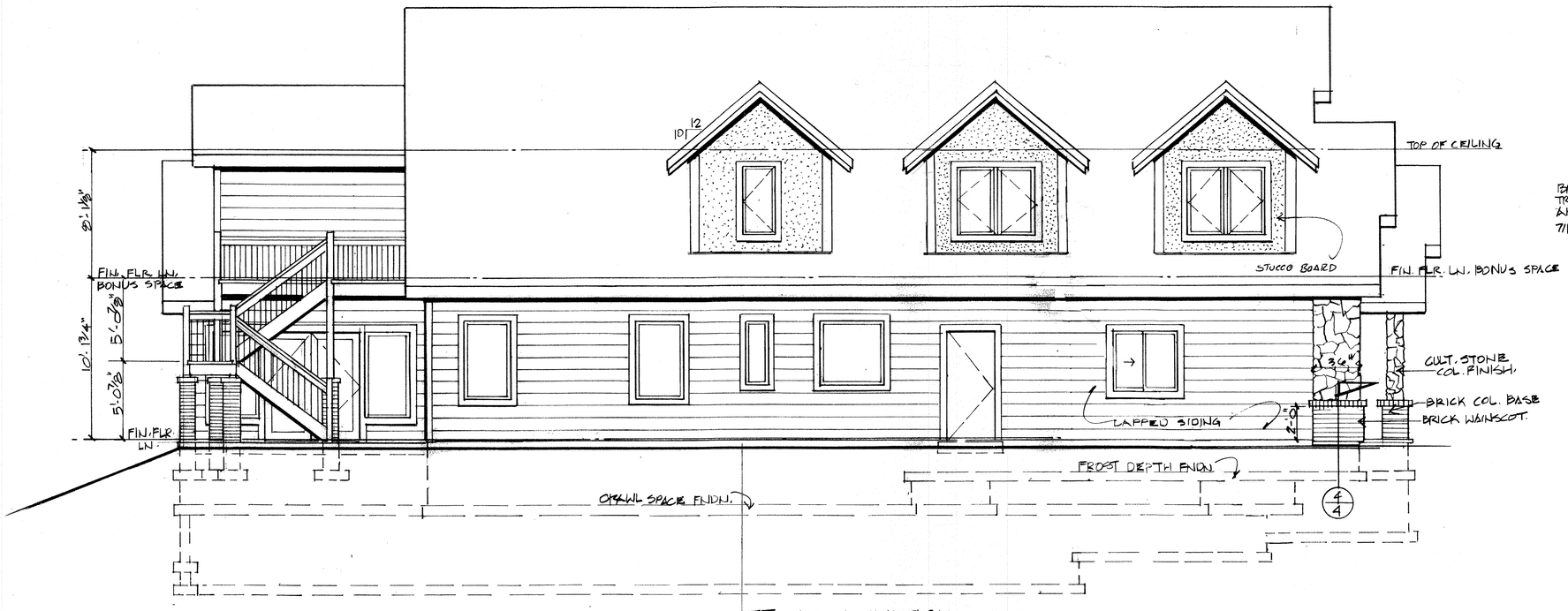

LEFT SIDE ELEVATION 1/4

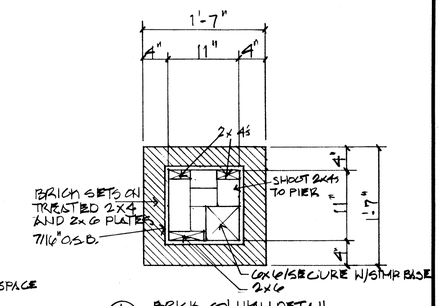

1/4 BRICK COLUMN DETAIL
1"=1'-0"

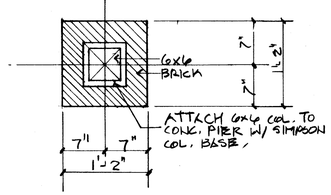

2/4 BRICK COLUMN DETAIL
1"

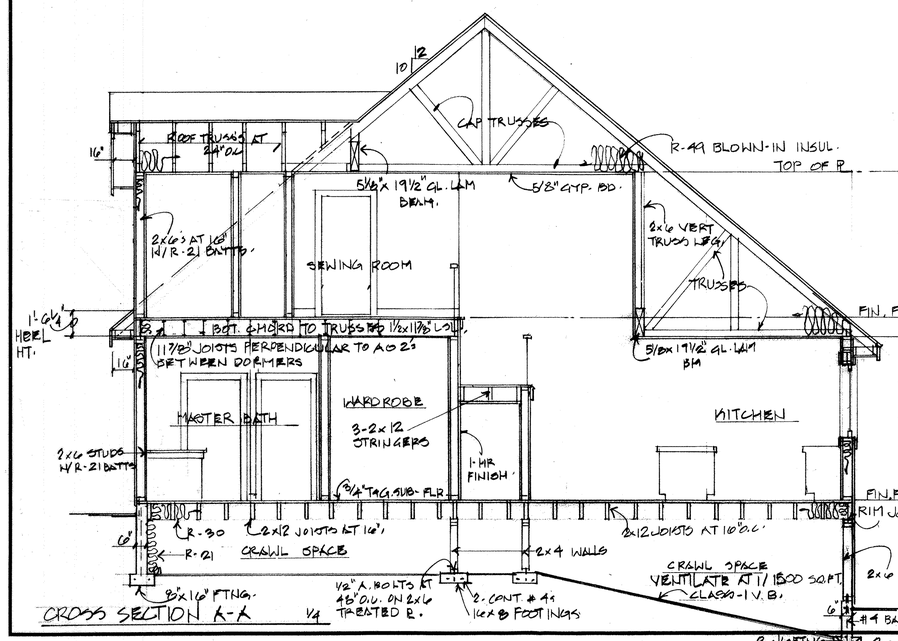

CROSS SECTION A-A 1/4

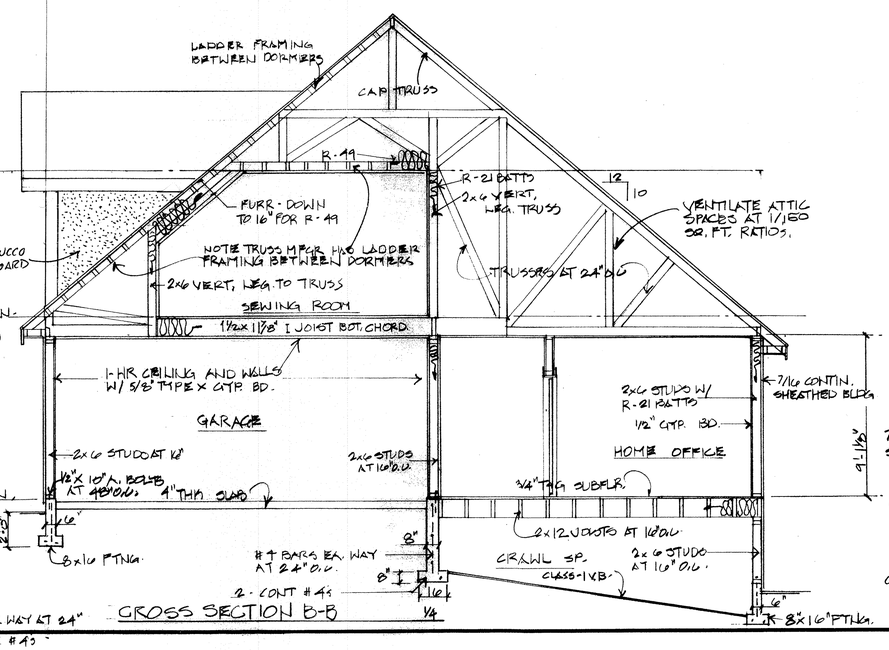

CROSS SECTION B-B 1/4

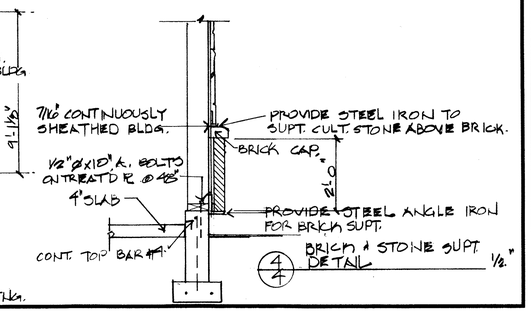

4/4

REVISIONS	BY

BUILDING DESIGN BY: CURT SCHIMANSKI
ADVANCED BUILDING DESIGN: 509-922-3698
408 N. MULLAN RD.
SPOKANE WA.

LEXINGTON HOMES INC
11917 E. BROADWAY
SPOKANE VALLEY WA.
509-924-1519

A NEW RESIDENCE FOR: MARY ANNE AAFEDT

Date	1/2/18
Scale	1/4, 1/2, 1"
Drawn	CAS
Job	
Sheet	4
Of	4 Sheets