

TOTAL: 2732 sq. ft
BELOW GROUND: 432 sq. ft, FLOOR 2: 2235 sq. ft, FLOOR 3: 65 sq. ft
EXCLUDED AREAS: STORAGE: 214 sq. ft, BASEMENT: 291 sq. ft, GARAGE: 562 sq. ft,
BAY WINDOW: 10 sq. ft, FIREPLACE: 11 sq. ft, WALLS: 255 sq. ft

MEASUREMENTS ARE DEEMED HIGHLY RELIABLE BUT NOT GUARANTEED.

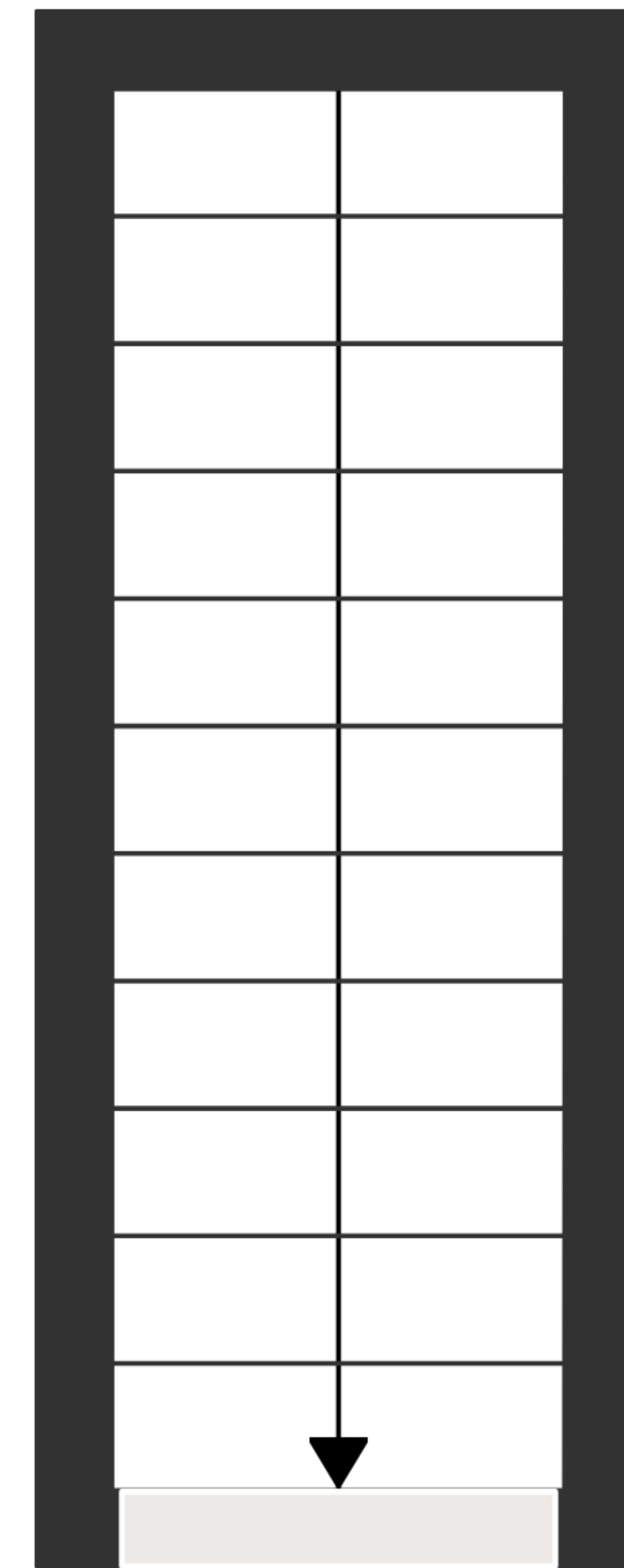



TOTAL: 2732 sq. ft

BELOW GROUND: 432 sq. ft, FLOOR 2: 2235 sq. ft, FLOOR 3: 65 sq. ft

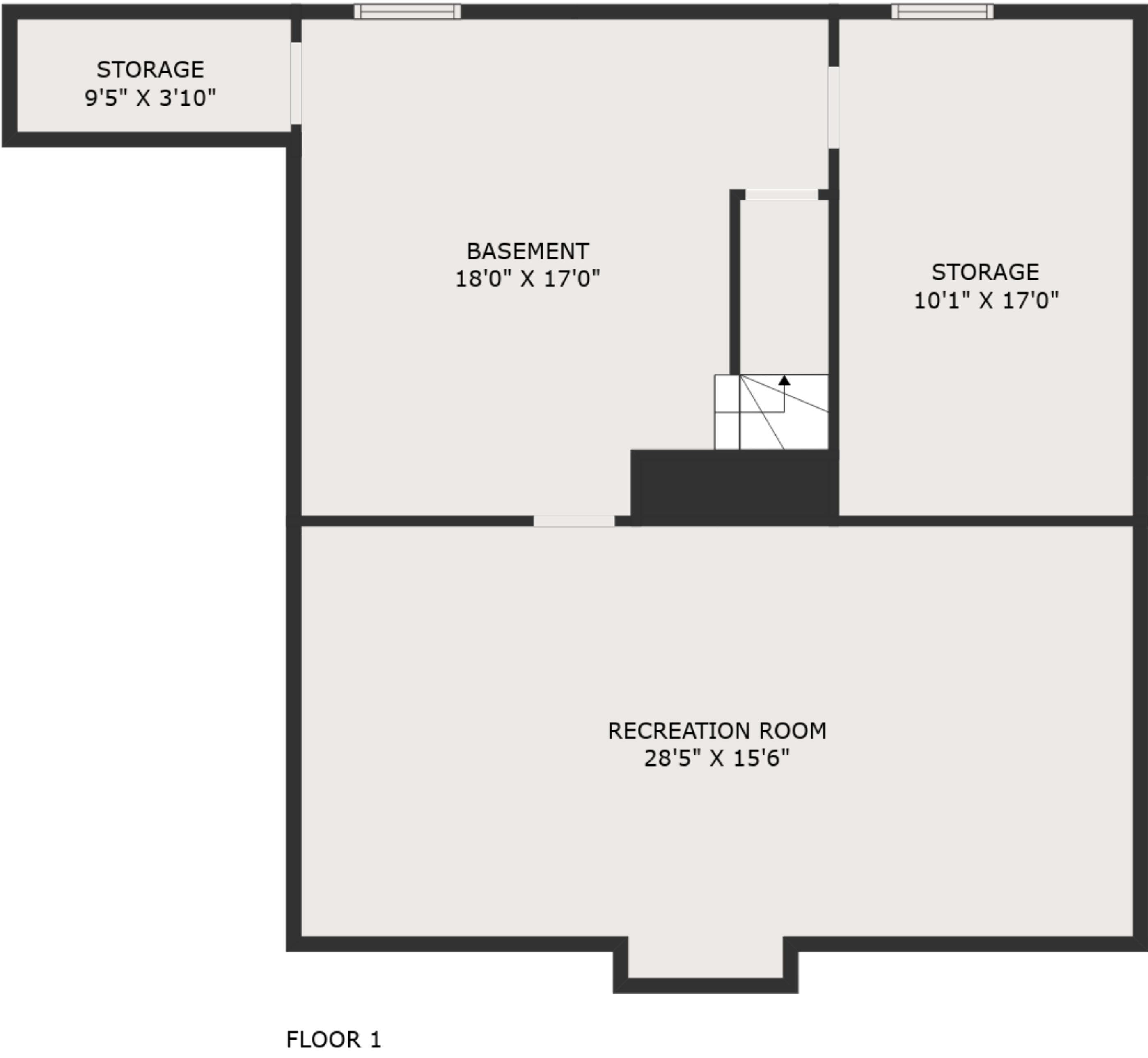
EXCLUDED AREAS: STORAGE: 214 sq. ft, BASEMENT: 291 sq. ft, GARAGE: 562 sq. ft,
BAY WINDOW: 10 sq. ft, FIREPLACE: 11 sq. ft, WALLS: 255 sq. ft

MEASUREMENTS ARE DEEMED HIGHLY RELIABLE BUT NOT GUARANTEED.



TOTAL: 2732 sq. ft
BELOW GROUND: 432 sq. ft, FLOOR 2: 2235 sq. ft, FLOOR 3: 65 sq. ft
EXCLUDED AREAS: STORAGE: 214 sq. ft, BASEMENT: 291 sq. ft, GARAGE: 562 sq. ft,
BAY WINDOW: 10 sq. ft, FIREPLACE: 11 sq. ft, WALLS: 255 sq. ft

MEASUREMENTS ARE DEEMED HIGHLY RELIABLE BUT NOT GUARANTEED.



TOTAL: 2732 sq. ft
BELOW GROUND: 432 sq. ft, FLOOR 2: 2235 sq. ft, FLOOR 3: 65 sq. ft
EXCLUDED AREAS: STORAGE: 214 sq. ft, BASEMENT: 291 sq. ft, GARAGE: 562 sq. ft,
BAY WINDOW: 10 sq. ft, FIREPLACE: 11 sq. ft, WALLS: 255 sq. ft

MEASUREMENTS ARE DEEMED HIGHLY RELIABLE BUT NOT GUARANTEED.