

Full Spectrum Sanctuary 5 by Clearlight®



Features

Therapeutic Far Infrared Heaters

Clearlight's exclusive True Wave® Far Infrared heaters are the only patented low EMF full spectrum heaters on the market. True Wave combination carbon/ceramic low EMF / low ELF heaters surround you in healing infrared heat.

True Wave® Full Spectrum Heaters

Our full spectrum near, mid and far infrared heaters deliver over 20 times the power of the nearest leading competitor. Our patented heating system allows for the deepest penetration with peak performance for the best results.

Doctor Designed Recliner Bench

Relax in comfort in your sauna with our exclusive recliner or flat bench.

Italian Inspired Design & Glass Roof

The open feel and beautiful design of your Sanctuary sauna will compliment every room.

Beautiful Accent Lights

Energy efficient LED lights highlight the beauty of your sauna while providing gentle ambient lighting.

Charging & Audio Station

Charge your smart device inside the sauna and connect your favorite audio device with Bluetooth or the included MP3 jack.

Built-in Ergonomic Backrest

Relax close to the soothing infrared heat against the Chiropractor designed built-in ergonomic backrest.

Combination Door Handle/Tablet Cradle For Easy Media Viewing

Place your tablet on the door handle for easy viewing of your favorite shows or movies.

Exclusive Under Floor Foot Heater

All Clearlight Sanctuary Saunas include a heater underneath the wood floor to enhance your sauna session.



Enhanced Audio Sound System

Bluetooth and AUX inputs makes it easy to connect and listen to your audio devices.



Digital Keypad Controls

Digital keypad controls temperature, time, lights, heater intensity and reservation mode.



Chromotherapy

Your Sanctuary sauna comes with our upgraded healing Chromotherapy. Choose from one of twelve colors or auto-cycle through all color tones.



Smart Device Control (Optional)

Log in from your smart device and remotely operate your sauna.

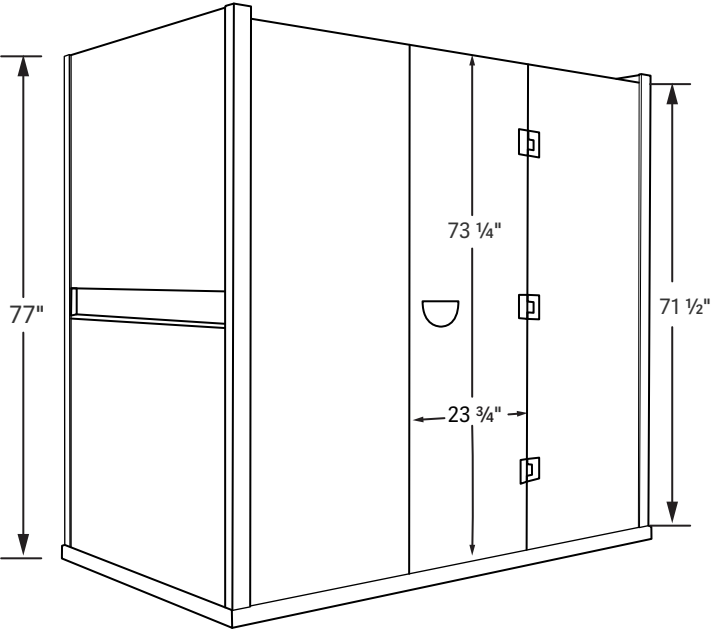
Full Spectrum Sanctuary 5 by Clearlight®

Installation Notes:

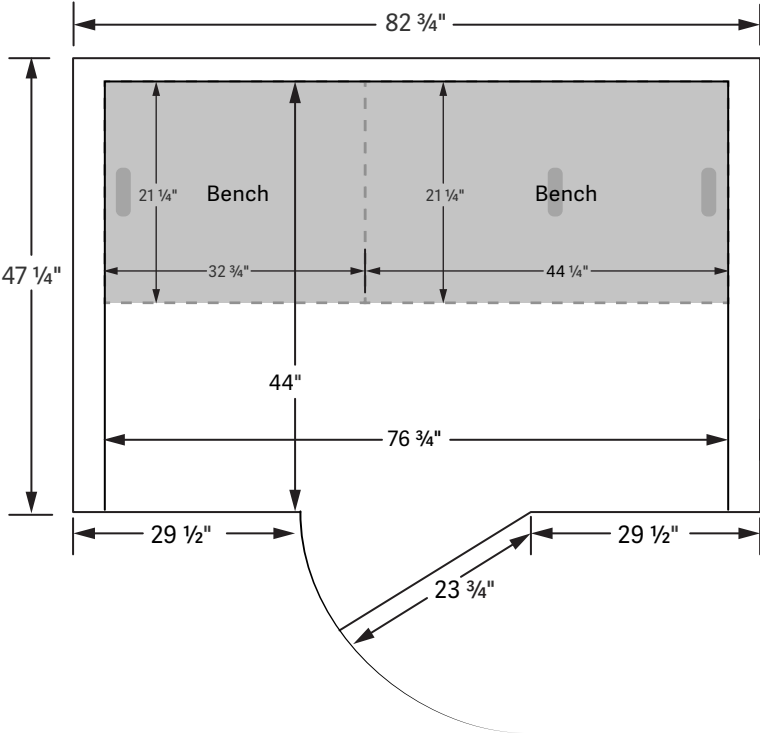


If you plan to build the sauna into an enclosed area, please contact your Infrared Sauna Specialist to ensure proper installation clearance and service access.

** See last page for full details.*




Top View



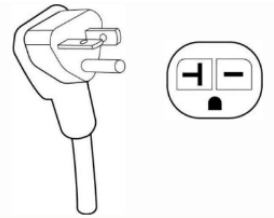
Top View

Back



Front

Power cord comes out of the roof of the sauna and is approximately 8 ft long.



240V / 20Amp Electrical Required NEMA 6-20p

Specifications

Construction

Eco-Certified wood choices:
Mahogany Exterior/Interior
Basswood Exterior/Interior
Tongue & Groove Construction

Weight: 727 lbs

Exterior

Width: 82 3/4"
Depth: 47 1/4"
Height: 77"
Door: 23 3/4" x 73 1/4"

Interior

Width: 76 3/4"
Depth: 44"
Height: 71 1/2"

Glass Roof

Width: 77 1/2"
Depth: 21 1/4"
Height: 8mm

Adjustable Bench

Width: 76 3/4"
Depth: 21 1/4"
Height: 20"
Weight limit: 350 lbs per person

Heaters

Four 500W True Wave® Carbon/Ceramic
Far Infrared and Full Spectrum Heaters

Power: 240V / 3,960W / 20A

Limited Lifetime Residential Warranty

Cabinetry & Glass
Electrical
Heaters
Controls

Full Spectrum Sanctuary 5 by Clearlight®

Individual panel sizes, laying flat, in inches.

Panel	Length	Width	Height
Roof	77 ½	22 ¼	3
Floor	82 ¾	47 ¾	2 ¼
Left Side	76 ½	47 ¼	3 ½
Right Side	76 ½	7 ¼	3 ½
Back Wall	74	77 ¼	2
Front Wall	74	77 ¼	¼

Electrical Wire Requirements:

20 Amp saunas are 12 AWG
Single Phase / 3 wire: 2 x live/ground - for 240v



Attention: Make sure largest panel can fit through all access points from location entrance to sauna set up location.

Installation and Clearance Requirements

Your sauna is designed as a standalone unit and must be fully accessible on all sides and above for any service related needs.

Minimum Installation Requirements (for proper setup and airflow):

- 4 inches of clearance on all sides
- 2 feet of overhead clearance
- These minimums allow for safe installation, basic airflow, and ventilation.

*More room may be needed if not professionally installed by our recommended 3rd party

Customer Responsibility

If service is needed, the sauna must be fully accessible on all sides and the top. The customer is responsible for moving or removing any surrounding structures or facades to provide necessary access.

Add On

- Can't have both upgrade heater and Red Light simultaneously
- Not VRT compatible

Surface Requirements

Make sure sauna is placed on a level surface