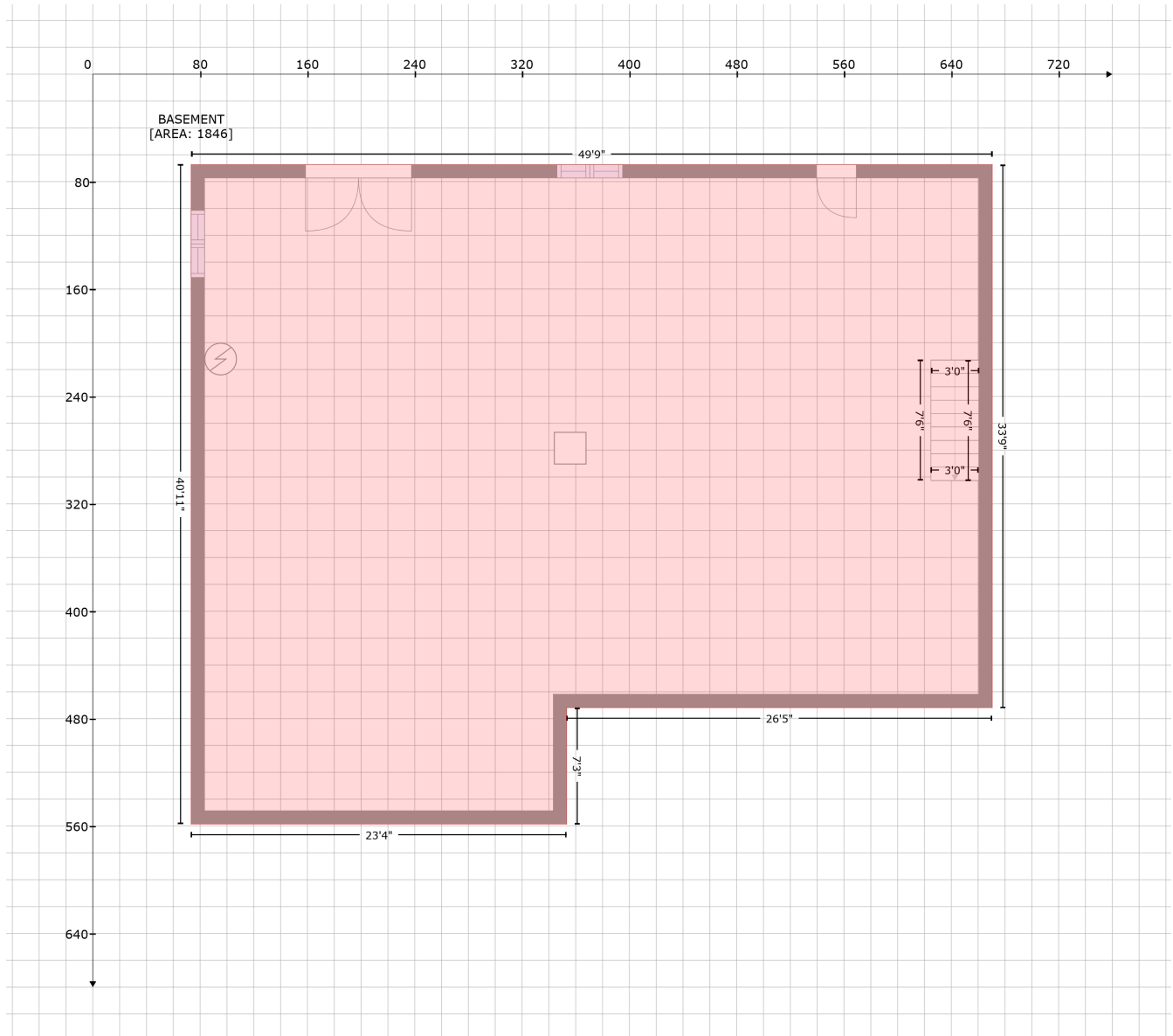


# 2305 Skyview Trail, Martinsville, VA, United States

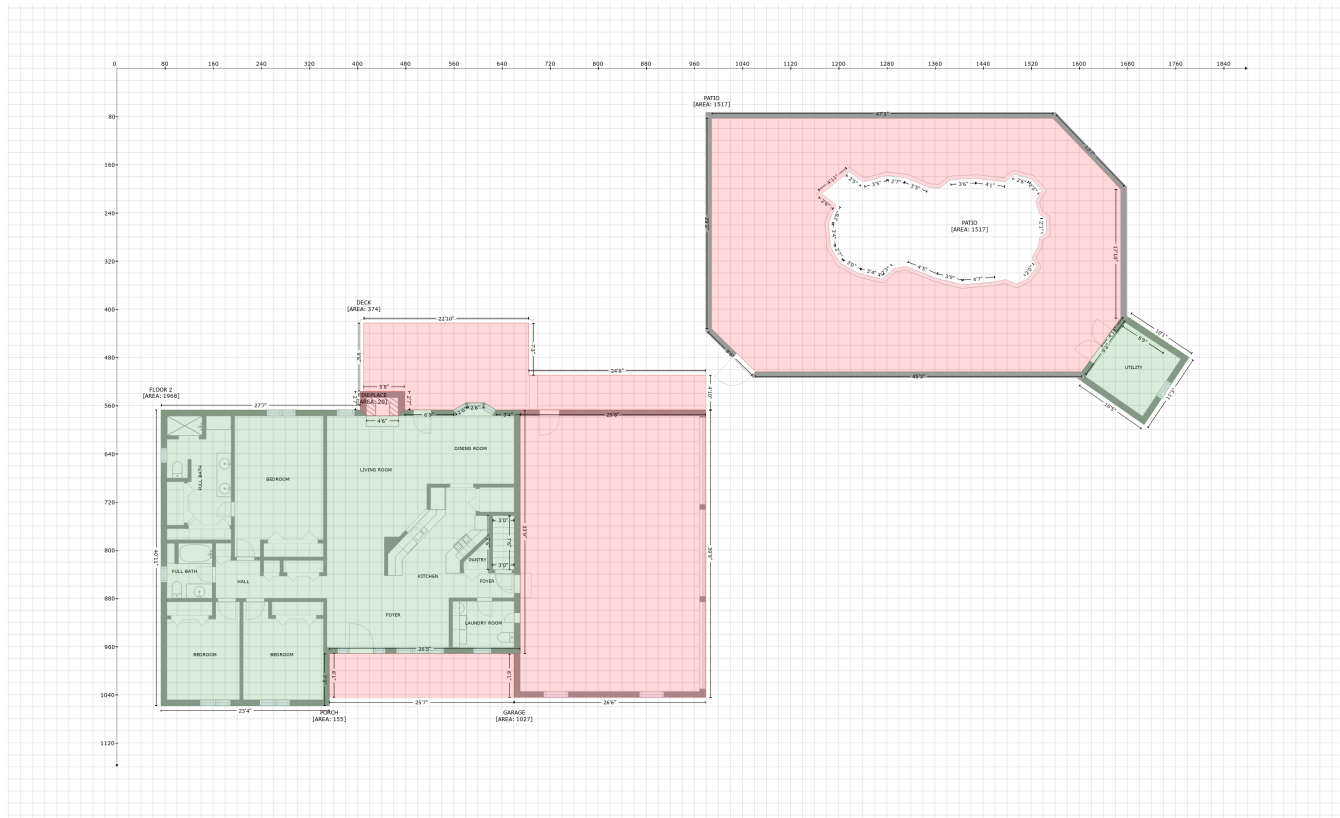
Gross Living Area: 1968 sq. ft



Space	Area (sq. ft)	Calculation <small>Coordinate Polygon Area Algorithm using inches</small>
BASEMENT (Non-living area)	1846	$-\left((670.5 + 670.5) * (67.3 - 471.8) + (670.5 + 353.3) * (471.8 - 471.8) + (353.3 + 353.3) * (471.8 - 558.6) + (353.3 + 73.3) * (558.6 - 558.6) + (73.3 + 73.3) * (558.6 - 67.3) + (73.3 + 670.5) * (67.3 - 67.3)\right) * 0.5 * 0.00694$

# 2305 Skyview Trail, Martinsville, VA, United States

Gross Living Area: 1968 sq. ft



Space	Area (sq. ft)	Calculation
FLOOR 2 (Living area)	1968	$-\left((610.6 + 630.2) * (555.4 - 567.3) + (630.2 + 670.5) * (567.3 - 567.3) + (670.5 + 670.5) * (567.3 - 971.8) + (670.5 + 353.3) * (971.8 - 971.8) + (353.3 + 353.3) * (971.8 - 1058.6) + (353.3 + 73.3) * (1058.6 - 1058.6) + (73.3 + 73.3) * (1058.6 - 567.3) + (73.3 + 404.5) * (567.3 - 567.3) + (404.5 + 414.5) * (567.3 - 577.3) + (414.5 + 468.4) * (577.3 - 577.3) + (468.4 + 478.4) * (577.3 - 567.3) + (478.4 + 559.9) * (567.3 - 567.3) + (559.9 + 580.5) * (567.3 - 555.4) + (580.5 + 610.6) * (555.4 - 555.4) * 0.5 * 0.00694 + \right.$ $\left. -((1682 + 1782.7) * (413.4 - 480) + (1782.7 + 1707.8) * (480 - 591.8) + (1707.8 + 1604.8) * (591.8 - 520.3) + (1604.8 + 1609.5) * (520.3 - 513.5) + (1609.5 + 1604.3) * (513.5 - 503.8) + (1604.3 + 1668.9) * (503.8 - 415.1) + (1668.9 + 1678.9) * (415.1 - 418.3) + (1678.9 + 1643.8) * (418.3 - 466.3) + (1643.8 + 1676.5) * (466.3 - 421.8) + (1676.5 + 1744) * (421.8 - 466.3) + (1744 + 1676.5) * (466.3 - 421.7) + (1676.5 + 1682) * (421.7 - 413.4)) * 0.5 * 0.00694$
PORCH (Non-living area)	155	$-\left((353.3 + 660.5) * (971.8 - 972.2) + (660.5 + 660.5) * (972.2 - 1044.7) + (660.5 + 353.3) * (1044.7 - 1044.7) + (353.3 + 353.3) * (1044.7 - 971.8)\right) * 0.5 * 0.00694$
DECK (Non-living area)	374	$-\left((684.7 + 684.7) * (423 - 509.7) + (684.7 + 978.7) * (509.7 - 509.7) + (978.7 + 978.9) * (509.7 - 567.3) + (978.9 + 630.2) * (567.3 - 567.3) + (630.2 + 610.6) * (567.3 - 555.4) + (610.6 + 580.5) * (555.4 - 555.4) + (580.5 + 559.9) * (555.4 - 567.3) + (559.9 + 478.4) * (567.3 - 567.3) + (478.4 + 478.4) * (567.3 - 536.6) + (478.4 + 410.4) * (536.6 - 536.6) + (410.4 + 410.4) * (536.6 - 423) + (410.4 + 684.7) * (423 - 423)\right) * 0.5 * 0.00694$
PATIO (Non-living area)	1517	$-\left((1556.2 + 1668.9) * (83.1 - 200.7) + (1668.9 + 1668.9) * (200.7 - 415.1) + (1668.9 + 1604.3) * (415.1 - 503.8) + (1604.3 + 1061.7) * (503.8 - 503.8) + (1061.7 + 988.8) * (503.8 - 432.8) + (988.8 + 988.8) * (432.8 - 83.1) + (988.8 + 1556.2) * (83.1 - 83.1)\right) * 0.5 * 0.00694$
PATIO (Non-living area)	1517	$-\left((1217.5 + 1171.7) * (171.6 - 208.3) + (1171.7 + 1195.5) * (208.3 - 227.1) + (1195.5 + 1183) * (227.1 - 256.6) + (1183 + 1186.4) * (256.6 - 296.4) + (1186.4 + 1201.8) * (296.4 - 323.4) + (1201.8 + 1233.8) * (323.4 - 340.8) + (1233.8 + 1272.2) * (340.8 - 350.2) + (1272.2 + 1292.9) * (350.2 - 332.5) + (1292.9 + 1312) * (332.5 - 328.9) + (1312 + 1361.6) * (328.9 - 348.5) + (1361.6 + 1405) * (348.5 - 359.6) + (1405 + 1460.2) * (359.6 - 354.6) + (1460.2 + 1477.6) * (354.6 -$


# 2305 Skyview Trail, Martinsville, VA, United States

Gross Living Area: 1968 sq. ft

Space	Area (sq. ft)	Calculation <small>Coordinate Polygon Area Algorithm using inches</small>
		$350.7 + (1477.6 + 1495.5) * (350.7 - 358.5) + (1495.5 + 1515.1) * (358.5 - 348.8) + (1515.1 + 1529.8) * (348.8 - 329.8) + (1529.8 + 1521.2) * (329.8 - 314) + (1521.2 + 1532.2) * (314 - 295.5) + (1532.2 + 1534.2) * (295.5 - 281.2) + (1534.2 + 1545.8) * (281.2 - 274) + (1545.8 + 1545.2) * (274 - 248.9) + (1545.2 + 1534.2) * (248.9 - 242.5) + (1534.2 + 1527.5) * (242.5 - 221) + (1527.5 + 1538.3) * (221 - 203.1) + (1538.3 + 1520.6) * (203.1 - 183.5) + (1520.6 + 1491.4) * (183.5 - 175.7) + (1491.4 + 1477.3) * (175.7 - 188.4) + (1477.3 + 1428.2) * (188.4 - 182.6) + (1428.2 + 1385.9) * (182.6 - 185.1) + (1385.9 + 1368) * (185.1 - 198.9) + (1368 + 1350) * (198.9 - 197.5) + (1350 + 1311.7) * (197.5 - 181.8) + (1311.7 + 1280.8) * (181.8 - 178.2) + (1280.8 + 1241.3) * (178.2 - 188.7) + (1241.3 + 1217.5) * (188.7 - 171.6)) * 0.5 * 0.00694$
GARAGE (Non-living area)	1027	$-(978.9 + 978.9) * (567.3 - 1044.7) + (978.9 + 660.5) * (1044.7 - 1044.7) + (660.5 + 660.5) * (1044.7 - 971.8) + (660.5 + 670.5) * (971.8 - 971.8) + (670.5 + 670.5) * (971.8 - 567.3) + (670.5 + 978.9) * (567.3 - 567.3)) * 0.5 * 0.00694$
FIREPLACE (Non-living area)	20	$-(478.4 + 478.4) * (536.6 - 567.3) + (478.4 + 468.4) * (567.3 - 577.3) + (468.4 + 414.5) * (577.3 - 577.3) + (414.5 + 404.5) * (577.3 - 567.3) + (404.5 + 404.5) * (567.3 - 536.6) + (404.5 + 478.4) * (536.6 - 536.6)) * 0.5 * 0.00694$

# 2305 Skyview Trail, Martinsville, VA, United States

Gross Living Area: 1968 sq. ft



Space	Area (sq. ft)	Calculation <small>Coordinate Polygon Area Algorithm using inches</small>
GARAGE (Non-living area)	2089	$-((675.6 + 675.6) * (64.5 - 559.6) + (675.6 + 67.8) * (559.6 - 559.6) + (67.8 + 67.8) * (559.6 - 64.5) + (67.8 + 675.6) * (64.5 - 64.5)) * 0.5 * 0.00694$